


no progress

HANDS

An artists' guide
to (no) success !!


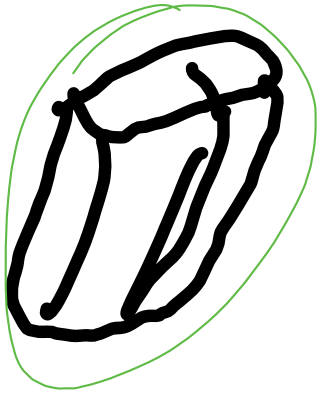


Bad hand = LAZY
♡



part 1

1. Wedge!



Stack? try here!

- info from bob -



a wedge is this is not a wedge!



this IS a wedge!



to use this board,

use:



for colors!




part 2

gettin' nerdy.
try to draw/write the steps!



2 Thumb



this is a

cylacone. (a non shade, but a weirdly shaded cylinder.)




Stack?
try here!

to use this board,

use:



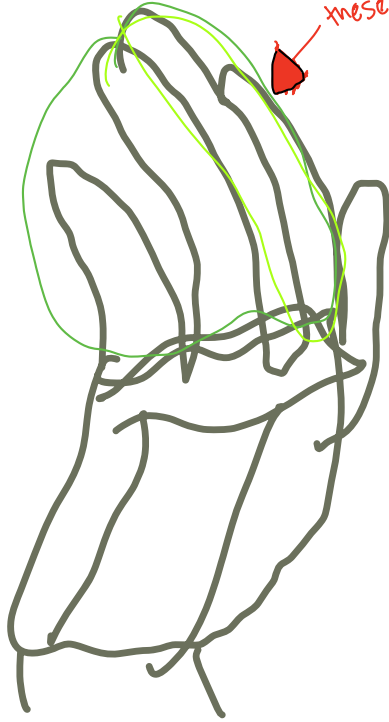
for colors!



plans

3. More cycles

these 2 r connected



Stack?
try here!

to use
this board,

use:



for colors!



Last

Erase the SKETCHES,
if you're done!



My poster image!
I scratched out
name it was wrong
H

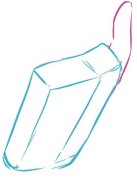
How to Draw Hands

by LambieDance

Step 1. Wedge



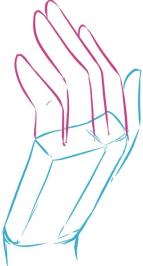
Step 2. Thumb



Step 3. Mitten



Step 4. Fingers



Step 5. Details



*And it's
done!*